



STATE OF THE ART HANGING SYSTEMS



enjoy life, love living

flexible picture hanging
systems in your home

CONTENTS

enjoy life, love living

04

LIVING ROOM



06

KITCHEN



08

LIVING KITCHEN



HALLWAY

10



KID'S BEDROOM

12



HOBBY ROOM

14



TIPS

16

RAILS &
SPECS

18



When designing and producing our art hanging systems, we strive for the best quality product in conjunction with a strong environmental and sustainability policy

LIVING ROOM

style & restyle

05

the rail connects to
the ceiling perfectly



to the left or the right
or on the other wall?



style & restyle

Your style is unique and you decorate your interior accordingly. Picture hanging systems are both practical and simple to use. A rail on each wall will allow you the flexibility to move your pictures around whenever you want - thereby easily creating a whole new 'look' to each room.

KITCHEN

wining, dining & organising

07

a nice recipe or the week
schedule on the wall



wining, dining & organising

Is the kitchen the central room in your house? The Info Rail is incredibly handy for the kitchen: think about all those documents and notes you have to keep or shouldn't forget. Place your grocery list, invitation or drawing in the Info Rail. It is not only practical, but it also gives an original touch to your kitchen.



live & experience

The addition of cornices between wall and ceiling perfectly finish your rooms and adds style to your decoration. Our flexible hanging system can be easily mounted behind these cornices so they are not visible and do not interrupt your finish. However, they still give you the freedom to decorate your walls however you wish without damaging them with marks or holes.



Picture Mouse

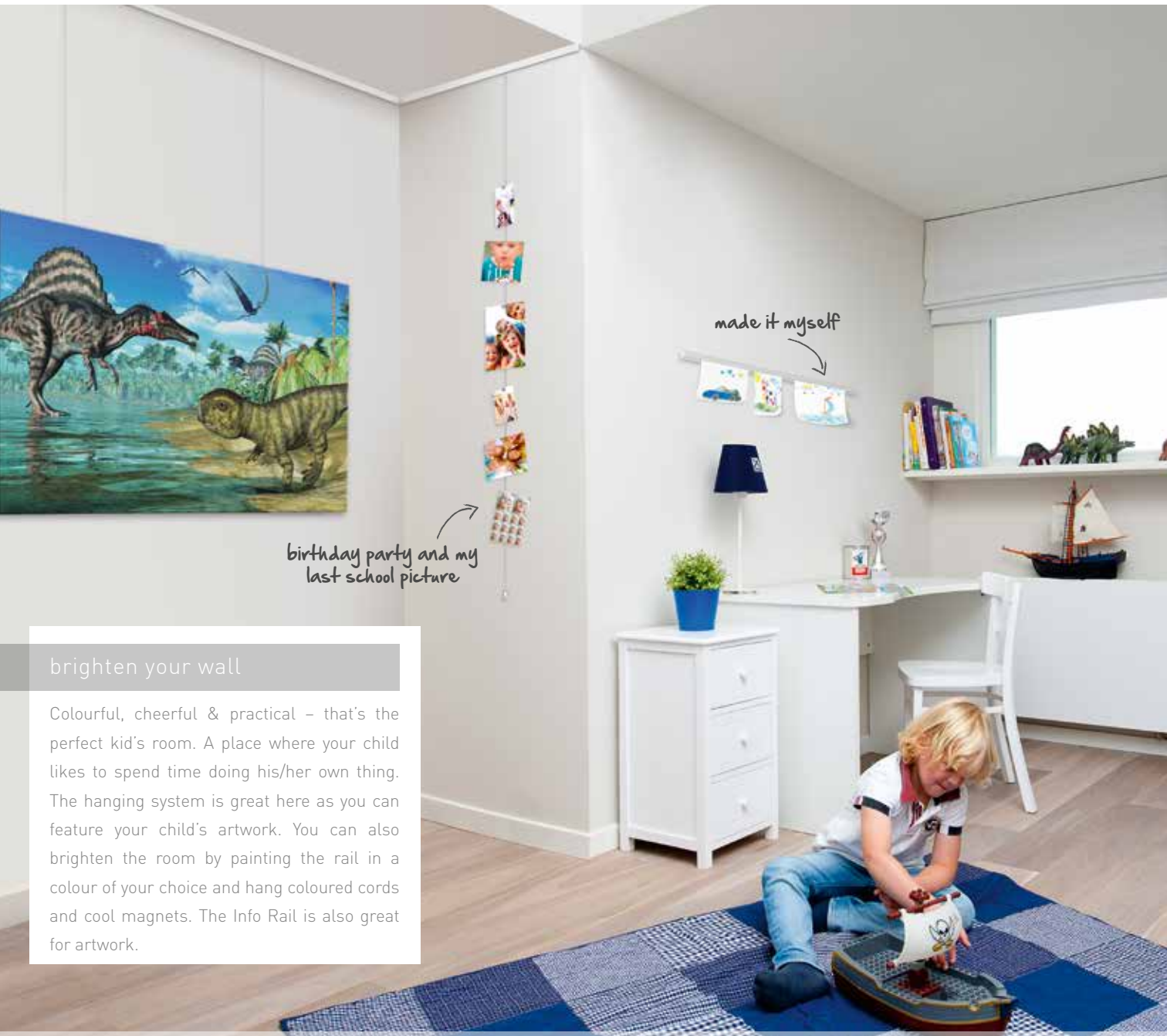
vacation summer
2018

warm welcome

The entrance or hallway of your home is the perfect place for family photos. Using the hanging system in this room you are able to update your photos whenever you wish – adding to, or replacing with new ones from recent holidays or special occasions.

KID'S BEDROOM

brighten your wall



birthday party and my last school picture


made it myself

brighten your wall

Colourful, cheerful & practical – that's the perfect kid's room. A place where your child likes to spend time doing his/her own thing. The hanging system is great here as you can feature your child's artwork. You can also brighten the room by painting the rail in a colour of your choice and hang coloured cords and cool magnets. The Info Rail is also great for artwork.

HOBBY ROOM

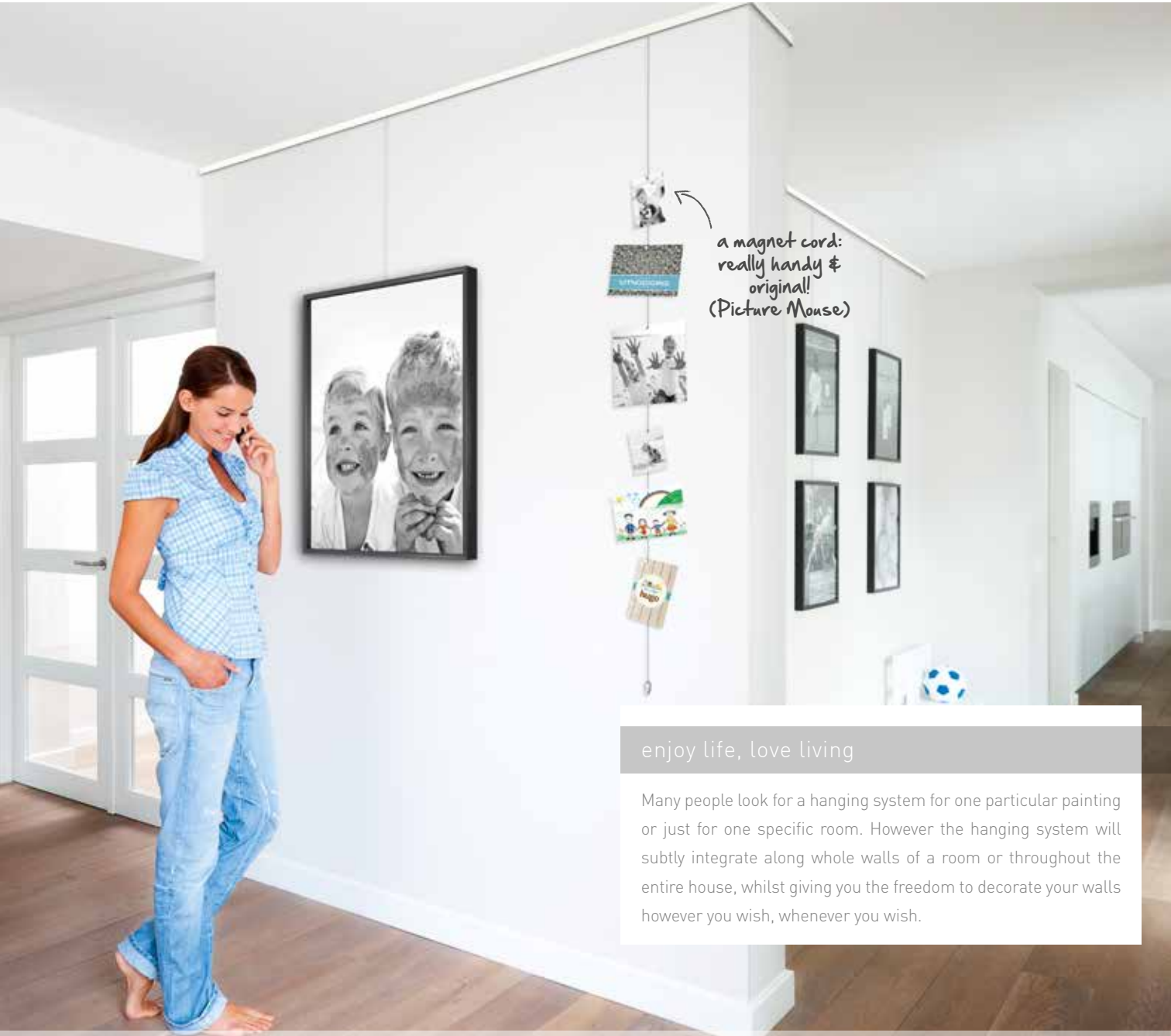
living & working



Picture Mouse →

living & working

A home office or creative hobby room? We have flexible, handy solutions that are both practical and decorative to compliment these spaces.



a magnet cord:
really handy &
original!
(Picture Mouse)

enjoy life, love living

Many people look for a hanging system for one particular painting or just for one specific room. However the hanging system will subtly integrate along whole walls of a room or throughout the entire house, whilst giving you the freedom to decorate your walls however you wish, whenever you wish.

RAILS & SPECS

enjoy life, love living




WALL
mounted



A flexible hanging system can be integrated into your interior easily and quickly with the Click Rail. By applying the wires with hooks of your choice into the rail, you are flexible in placing your wall decorations. If you opt for the primer edition of the Click Rail, you can paint the rail in the color of the wall, due to which the hanging system will be practically invisible against the wall.

The Click Rail is available in several colours:




Technical specifications:

max.
20 kg/m

25mm

8,5mm



Attach the clips to the wall
(every 40 cm)



Click and connect the rail
to the clips

Optional:



Make a whole of the rail and
wall by using kit

Optional:



The rail matches the wall
in the same color

RAILS & SPECS

enjoy life, love living



Basic rail

WALL mounted



The Basic Rail is a picture hanging system that is mounted on the wall. The rail has an open J-shape, which, with the aid of a cylinder hook with transparent perlon wires, makes it easy to hang pictures and other wall decorations. Depending on the weight of the picture or wall decoration, various hanging hooks may be slid onto the perlon hanging wire.

The Basic Rail is available in:



White RAL 9010

Technical specifications:



Info rail

WALL mounted



The Info Rail is the ideal presentation system for displaying cards, posters, drawings and photos on the wall. The rail is a practical and original addition to the wall. Assembly is simple: using clips, the rail is mounted firmly on the wall. Because of the rubber clamping mechanism in the rail, the content can be hung and changed quickly and easily.

The Info Rail is available in:



Aluminium



White RAL 9016

Technical specifications:



RAILS & SPECS

enjoy life, love living



CEILING mounted

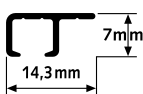


When wall mounting isn't possible, the Top Rail is one of the ceiling mounted alternatives. This subtle hanging system is ideal to use in combination with recessed ceilings: the Top Rail can easily be mounted on the wooden side strip. This makes the hanging system disappear into the ceiling, making it almost invisible. The hanging wires with hanging hook of your choice can easily be slid into the rail and positioned flexibly to decorate the walls.

The Top Rail is available in:



Technical specifications:

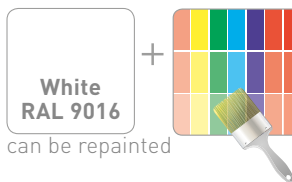


CEILING mounted



The Up Rail is the leading ceiling rail; this hanging system can easily be mounted on concrete ceilings. The beautiful, rounded shape of the rail fills the space between the wall and ceiling, therefore the picture hanging system is discrete and unobtrusive. The hanging wires with hanging hooks can be slid into the rail, which offers a flexible and easy way of hanging, moving and replacing wall decorations.

The Up Rail is available in:



Technical specifications:

